

# 【GiSCOO 兒童英語數位學習平臺】

跟著2030雙語國家的腳步

讓孩子學好英語 打造國際競爭力

## ▶ 簡介

精心設計的英語課程，全方位數位教學資源，完善的數位複習系統  
讓老師的英語教學更Easy、學生的英語學習更Funny

# 【GiSCOO 兒童英語數位學習平臺】

► 為學生帶來的價值

## 01

### 提高學習動機



專為兒童打造的英語學習內容，透過生動有趣的動畫影音教學，真人外師教學影片，讓英語學習變有趣。

## 03

### 多元化學習資源



提供多樣化英語學習課程，可以依學生的學習進度選擇適合課程。

ex: 口語表達、情境對話、發音技巧...等

## 02

### 加強學習成效

此學習平臺可以不限次數重複上線學習，錯過重點可以再聽一次，達到學習成效。讓學習不受時地限制，只要想學隨時可以。

## 04

### 全英語學習環境

臺灣的環境相對缺乏全英語教學資源，此學習平臺皆使用真人外師教學、美式發音錄製的影音學習檔，達到全英語學習環境



# 【GiSCOO 兒童英語數位學習平臺】

► 為老師帶來的幫助

## 01

### 增加教學輔助資源

每位學生的英語能力基礎都不同，可依照學生所需要補強的部分，找到符合的學習資源，達到因材施教。



## 03

### 線上即時測驗練習

每個課程章節學習完成後，都有提供線上即時測驗練習，用來檢視學生的學習成效，省下老師出考題測驗時間。

## 02

### 方便取用學習資源

此學習平臺經授權成功後，可於到期日前不限次數使用學習資源，讓備課變得更方便及快速。



## 04

### 幫助學生自信說英語

透過此學習平臺提供的教學內容，真人外師授課，能補強一般學校較為缺乏的全英語教學，可加強學生的口語表達力。



# 不分裝置限制都能方便使用

► 電腦 / 平板 / 手機



# 【GiSCOO 兒童英語數位學習平臺】

## ▶ 課程內容簡介與數位資源特色

# LIGHT UP

LIGHT UP系列教材的課程設計是依循「**學生發展六大核心素養**」的總體框架，呼應108課綱，以培養“**幼兒多元發展能力**”為目標。引導兒童從單元課程中能快樂學習與自主發展、擁有審美與勇於探究的態度，並具備解決問題與擔當責任的能力。

本系列教材透過活潑的**品德單元主題**，將基礎的英語單字與初階對話和兒童的生活經驗相結合，以角色扮演、戲劇表演等方式，讓兒童在學習的過程中發展六大核心素養及英語口語表達能力。

**單元主題式的核心素養課程設計**，是培養兒童德育及基礎英語聽說能力的首選教材。



# Table of Content

# LIGHT UP 外師教你英語日常對話

<i>Level 1</i>		適用於	<i>Level 2</i>		適用於	<i>Level 3</i>		適用於
BOOK 1	Unit 1 - Don't Litter	國小 1年級  英語 輔助 教材	BOOK 3	Unit 1 - Playing on a Slide	國小 2年級  英語 輔助 教材	BOOK 5	Unit 1 - Getting a Drink	國小 3年級  英語 輔助 教材
	Unit 2 - Sharing Toys at School			Unit 2 - Having a Fever at Home			Unit 2 - Sneezing at School	
	Unit 3 - Time for Bed			Unit 3 - Don't be Shy			Unit 3 - Swinging at the Park	
	Unit 4 - Blowing Bubbles			Unit 4 - Getting Wet			Unit 4 - Playing with Toys at Home	
	Unit 5 - It's a Tie			Unit 5 - Taking a Bath			Unit 5 - Going to the Bathroom	
	Unit 6 - Having a Runny Nose at Home			Unit 6 - Having a Fever at School			Unit 6 - Having Toys at Home	
BOOK 2	Unit 1 - Playing Ball in the Classroom		BOOK 4	Unit 1 - Playing on the Seesaw		BOOK 6	Unit 1 - Having Lunch at School	
	Unit 2 - Happy Birthday			Unit 2 - Wearing a Raincoat			Unit 2 - Riding on the Scooter	
	Unit 3 - A Rainy Day			Unit 3 - Feeling Sick at School			Unit 3 - That Was Close	
	Unit 4 - Don't Play with Scissors			Unit 4 - Let's Bowl			Unit 4 - Having a Toothache	
	Unit 5 - Playing Hide-and-see			Unit 5 - Buying Clothes			Unit 5 - Seeing a Doctor	
	Unit 6 - Don't Paint on the Wall			Unit 6 - Don't Draw on the Desk			Unit 6 - At the Zoo	







# 課程特色-1

## 主題式課程設計


36個品德教育主題，培養孩子自我表達能力

Unit 1 Don't Litter


Words

 girl	 purse
 litter	 ground
 bike	 trash can

Conversation



Part A

 I'm finished.

Unit 4 Blowing Bubbles

Words

 blow	 bubble
 soap	 water
 circle	 grass

Conversation



Part A

 Let's blow bubbles.

 Yeah!



# 課程特色-2

## 生活品德故事影音

36支品德核心素養影音，培養兒童EQ從小開始

Conversation



Part A

- ▶ Mom, I have a runny nose.
- ▶ Oh, oh! Do you feel cold?
- ▶ No.

34

Conversation



Part B

- ▶ Go get a tissue, Baby.
- ▶ Okay!

Part C

- ▶ Blow your nose. One, two, three!

35

# 課程特色-3



## 外師歌謠動漫影音

36首歌曲律動影音，激發兒童英語學習熱情



# 課程特色-4

## 情境式對話影音動畫檔

144則生活情境對話，讓兒童脫口說出流利的英文



# 數位資源特色-1

## 外師發音故事教學影片

打造全英語教學學習環境



1 2 3

Unit 5 Buying Clothes

Words

 clothes	 smile
 door	 big
 small	 apron

Conversation



Part A

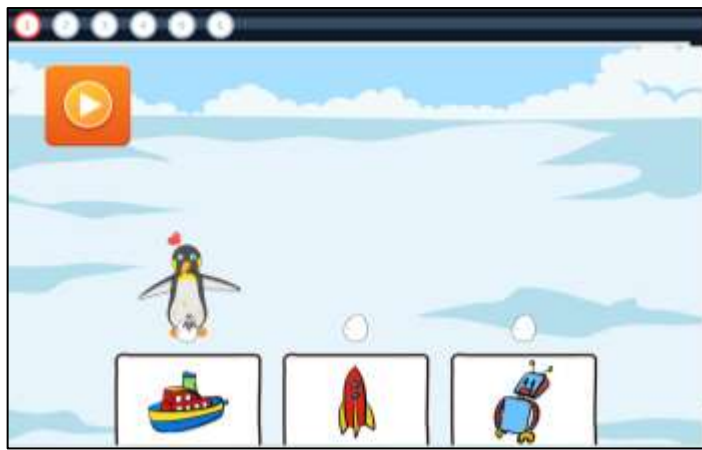
-  I like this dress, Mom.
-  Do you want to try it on?
-  Yes, please.

46 27

# 數位資源特色-3

## 線上課後多元練習題

強化兒童英語複習記憶



# 【GiSCOO 兒童英語數位學習平臺】

## ▶ 數位學習平臺示意畫面

# GiSCOO 兒童英語學習平臺 - Asia Version(亞洲專區)

The screenshot shows the GiSCOO website interface. At the top left is the GiSCOO logo. To its right are four navigation buttons: "South American Version" (green), "Asia Version" (yellow, highlighted with a mouse cursor), "Homework" (blue), and "STEAM TOY" (red). On the far right are icons for a user profile and a globe. The main banner features the text "Start New Class with GiSCOO" in large blue font, followed by the subtitle "Additional educational resources to keep kids learning, thinking, reading and growing, most of all, having FUN". Below this is a form with a "Serial No." input field and a "Send" button. The background is a colorful illustration of an underwater scene with a sea turtle, a sponge, and various sea creatures.

GiSCOO®

South American Version

Asia Version

Homework

STEAM TOY



## Start New Class with GiSCOO

Additional educational resources to keep kids learning, thinking, reading and growing, most of all, having FUN

Serial No.

Send



# GiSCOO 兒童英語學習平臺 - LIGHT UP

The screenshot displays the GiSCOO website interface. At the top left is the GiSCOO logo. To its right are four navigation buttons: 'South American Version' (green), 'Asia Version' (yellow), 'Homework' (blue), and 'STEAM TOY' (red). On the far right are icons for a user profile and a globe. The main content area features a large banner with the text 'LIGHT UP' in blue. Below the banner is a row of six colorful activity cards, each titled 'LIGHT UP!' and numbered 1 through 6. Each card includes the text 'Daily Conversation' and 'LISTEN & SPEAK'. The cards are: 1. Pink background with children playing; 2. Purple background with children around a globe; 3. Blue background with children on a slide; 4. Green background with children playing; 5. Orange background with children playing; 6. Purple background with children playing. A white mouse cursor is pointing at the first card. The background of the page is a light blue sky with clouds, a white bear holding a green bag, and a map of the world on the right side.

# GiSCOO 兒童英語學習平臺 - LIGHT UP 外師歌曲律動

Unit 1 Don't Litter - U1-Video 1 (Song)



GiNi EDUCATION

0:28 / 1:50

Don't do that

LIGHT UP 1

2024-03-24 09:17:44

- Unit 1 Don't Litter
  - U1-Video 1 (Song) ▶ 1
  - U1-Video 2 (Conversation) ▶ 1
  - U1-E Listening +
  - U1-Practice 1 + Exercise 1
  - U1-Practice 2 + Exercise 1
- Unit 2 Sharing Toys at School +
- Unit 3 Time for Bed +
- Unit 4 Blowing Bubbles +

# GiSCOO 兒童英語學習平臺 - LIGHT UP 課程對話教學(美式發音)

Unit 1 Don't Litter - U1-Video 2 (Conversation)



< LIGHT UP 1  
📅 2024-03-24 09:17:44

Unit 1 Don't Litter

- U1-Video 1 (Song) ▶ 1
- U1-Video 2 (Conversation) ▶ 1
- U1-E Li 🗖
- U1-Practice 1 🗖 Exercise 1
- U1-Practice 2 🗖 Exercise 1

Unit 2 Sharing Toys at School +

Unit 3 Time for Bed +

Unit 4 Blowing Bubbles +

# GiSCOO 兒童英語學習平臺 - LIGHT UP / E-Listening

隨點隨聽 輕鬆跟讀

1 2 3

Unit 1 Don't Litter

Words

- 1 girl
- 2 purse
- 3 litter
- 4 ground
- 5 bike
- 6 trash can

Conversation

Part A

I'm finished.

< LIGHT UP 1

📅 2024-03-24 09:17:44

Unit 1 Don't Litter

- U1-Video 1 (Song) ▶ 1
- U1-Video 2 (Conversation) ▶ 1
- U1-E-Listening +
- U1-Practice Exercise 1 +
- U1-Practice 2 Exercise 1 +

Unit 2 Sharing Toys at School +

Unit 3 Time for Bed +

Unit 4 Blowing Bubbles +

# GiSCOO 兒童英語學習平臺 - LIGHT UP 即時測驗練習

提升英語學習成效

The screenshot displays the GiSCOO LIGHT UP interface. At the top, there are six numbered buttons (1-6), with button 1 highlighted in red. Below this is a large illustration of a seal swimming in the ocean. A hand icon points to a large orange play button on the left. Below the illustration are three answer options, each in a white box with a red arrow pointing to a specific element: a plate of food, a plate of food with a carrot, and a plate of food with a clock showing 12:00. On the right side, a dark blue sidebar menu is visible, titled 'LIGHT UP 6'. It lists several units and exercises, with a white mouse cursor pointing to 'U1-Practice 2 Exercise 1'. The units listed are: Unit 1 Having Lunch at School, Unit 2 Riding on the Scooter, Unit 3 That Was Close, Unit 4 Having a Toothache, and Unit 5 Seeing a Doctor.



按下聽力按鈕  
選出正確答案


# GiSCOO 兒童英語學習平臺 - LIGHT UP 即時測驗練習 (答對時)

立即增強學習信心



# GiSCOO 兒童英語學習平臺 - LIGHT UP 即時測驗練習 (答錯時)

立即修正重新學習



# 【GiSCOO 兒童英語數位學習平臺】

## ▶ 產品內容與試用流程說明



# 產品內容說明

## 【GiSCOO兒童英語學習平臺】 外師美式發音x英語日常對話

### 線上數位學習資源



### 線上數位學習資源



#### 【資源內容】

1. 外師教學影片
2. 隨點隨聽 輕鬆跟讀
3. 即時測驗練習評量



# 學習平臺試用流程

## STEP 1

進入GiSCOO網站

<https://mod.giscoo.com/public/>




## STEP 2

點選【亞洲專區】

亞洲專區

找到【LIGHT UP】系列



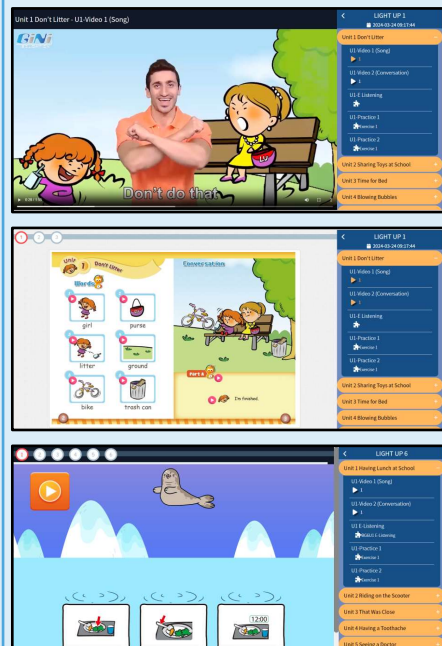
## STEP 3

點選播放鈕、拼圖按鈕



## STEP 4

即可免費觀看教學影片



# 學習平臺試用流程 - 電腦版

## STEP 1

進入GiSCOO網站

<https://mod.giscoo.com/public/>



點選畫面右上角  
註冊 / 登入

## STEP 2

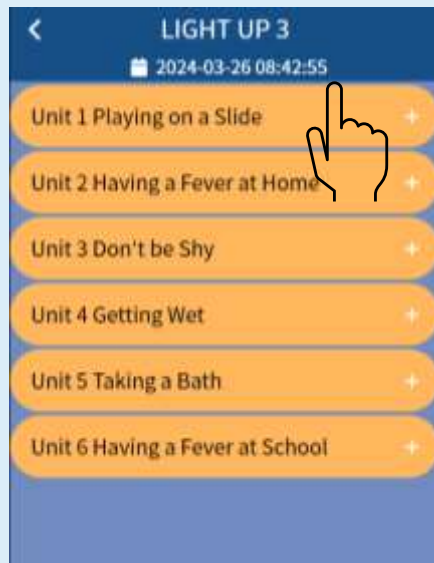
在登入狀態中於首頁

輸入序號 \_\_\_\_\_

序號兌換

## STEP 3

課程授權時間為一年



## STEP 4

於登入狀態中點選

首頁右上角-【我的課程】



即可看到兌換後的課程

# 學習平臺試用流程 - 手機版

## STEP 1

進入GiSCOO網站

<https://mod.giscoo.com/public/>

點選首頁右上角-會員資訊



## STEP 2

完成註冊後

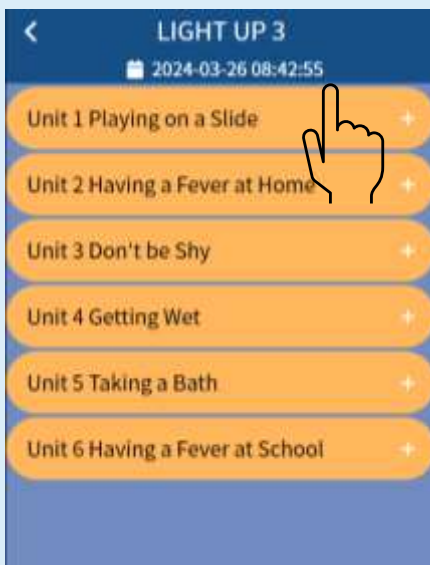
在登入狀態中於首頁

輸入購買序號



## STEP 3

課程授權時間為一年



## STEP 4

於登入狀態中

點選首頁右上角



→【會員資訊】

→【我的課程】

即可看到兌換後的課程

# 【GiSCOO 兒童英語數位學習平臺】

跟著2030雙語國家的腳步

讓孩子學好英語 打造國際競爭力

提案單位 | 京尼教育科技股份有限公司

服務諮詢：熊小姐

連絡電話：07-5575500

E-mail：angie.giniedu@gmail.com

GiSCOO®