

讀繪本學文法

讀繪本 學文法








立即體驗：

<https://www.youtube.com/watch?v=uqsGoiz-ufg>

The Bad Seed Class: Number: Name:

Part I: Look at the pictures, and complete the sentences based on the story you have read.

Here are some words you can use: never, sometimes, often, always.

1. 	2. 	3. 
4. 	5. 	

I'm a bad seed. A BAD SEED. How bad am I?

I _____; (pic.1)

_____, (pic.2)

and I _____.(pic.3)

The other seeds, they look at me and they say, "That seed is so bad." I just can't help it. Until recently, I made a big decision. I've decided I don't want to be a bad seed anymore. I'm ready to be happy. It's hard to be good when you're so used to being bad. But I'm trying. I'm taking it one day at a time.

I _____, (pic.4)

and I _____.(pic.5)

All I can do is keep trying. And keep thinking, maybe I'm not such a bad seed after all.

搭配翰林版教材各課文法要點之繪本連結

- 藉由觀看影片引發學習動機和興趣
- 另有搭配學習單，可於課後複習或自我檢測文法要點精熟度

•類別 影片連結+學習單

•相容性 Google Chrome 60以上、Edge、Safari 11以上、Firefox 48以上

•適用學制 國中

•適用科目 英文